



WISCONSIN
UNIVERSITY OF WISCONSIN-MADISON

ADMITTED STUDENT CHECKLIST

FALL 2025





ON, WISCONSIN!

SETTING UP YOUR NETID AND STUDENT EMAIL

MyUW is your student portal that will present new options now that you are admitted.

If you haven't already, locate the 10-digit campus ID number from your admission letter. Activate your NetID to access the portal at mynetid.wisc.edu/activate.

It's important to check MyUW and your Student Center regularly for updates, to view your financial aid package, and to pay your bill.

After you accept your offer of admission, you will also be able to access your wisc.edu student email. Be sure to check your student and preferred emails regularly.

ACCEPTING YOUR ADMISSION OFFER

Reserve your spot in the incoming class by accepting your offer of admission and paying your deposit in your Student Center.

Log in to your Student Center to accept your offer of admission. First-year students need to accept by May 1, and transfer students must accept by June 1 or within 10 days of receiving their credit evaluation, whichever is later.

You will then pay the \$200 deposit online, which is applied toward your tuition and fees and is not refundable after the confirmation deadline.


CONFIRM YOUR ENROLLMENT BY
MAY 1/
JUNE 1

YOUR NEXT STEPS

To Becoming a Future Badger

Congratulations on your admission to the University of Wisconsin–Madison!

This booklet will serve as a guide to your next steps to becoming a #FutureBadger. It will provide you with additional information about your Admitted Student Checklist and familiarize you with the next steps to make your transition to UW–Madison an easy one.

Choosing to attend UW–Madison is an important decision, and we're confident that our esteemed university is the right fit for you.

If you still have questions, the Office of Admissions & Recruitment is here to answer them for you.

On, Wisconsin!





André E. Phillips
Executive Director of Admissions and Recruitment



PAYING FOR SCHOOL

OFFICE OF STUDENT FINANCIAL AID

 go.wisc.edu/uw_finaid

 608-262-3060

 finaid@finaid.wisc.edu

 [@UWMad_FinAid](https://www.instagram.com/UWMad_FinAid)

UNDERSTANDING YOUR AID OFFER

Be sure to submit the 2025–26 FAFSA® to UW–Madison as soon as possible. We begin processing the FAFSA® at the point that you’ve been admitted, so you will be hearing from our office via email.

Cost of Attendance: You can expect to have both direct costs (billed by the UW) and indirect expenses (expenses we estimate and you’re likely to incur but are not billed by the UW). As the indirect expenses are estimated, we strongly encourage you to plan your own specific budget based on your housing choice and meal plan, transportation needs, etc. Read more about our cost of attendance online at financialaid.wisc.edu/cost-of-attendance.

Net Price Calculator: Approximate your cost of attendance and estimate your financial aid based on your specific information. go.wisc.edu/npc

Net Price: Your estimated cost of attendance minus any grants and scholarships you were offered.

Grants & Scholarships: FREE money to help lower your cost to attend UW–Madison. Grants and scholarships are not repaid.

Student Loans: Accepted loans will need to be repaid after you complete your degree. Subsidized loans do not accrue interest until after you graduate. Unsubsidized loans start accruing interest at the time of disbursement, but no student loan requires repayment until either you drop below half-time enrollment or graduate.

Federal Work-Study: Provides the opportunity to work part-time for any UW–Madison department or for approved Madison community non-profit organizations or small businesses to help pay for college costs. Wages earned are paid directly to you via direct deposit. However, a student doesn’t need to have work-study to be able to work on campus.

SUBMITTING THE FAFSA FOR FINANCIAL AID

Free Application for Federal Student Aid (FAFSA®)

You should complete the Free Application for Federal Student Aid (FAFSA®) at fafsa.gov using UW–Madison’s School Code (003895) each year to make sure you’re considered for federal, state, and UW–Madison-offered financial aid and scholarships that may require a complete FAFSA® for consideration.

Most years, the FAFSA® becomes available on October 1, and UW–Madison has a December 1 priority deadline. This year, the FAFSA® will be available starting on or before December 1. While we will not have a priority deadline this year, we encourage you to submit the FAFSA® as soon as possible, if you have not submitted one already.

The Office of Student Financial Aid holds a FAFSA® Frenzy and other events to help you get it submitted early, answer questions about the process and award offer, and understand who is eligible for financial aid.

APPLYING FOR SCHOLARSHIPS

Wisconsin Scholarship Hub (WiSH)

To be eligible for scholarships at UW–Madison, you must set up your NetID. Most scholarships are managed by our eight undergraduate schools and colleges, and more scholarships become available when you are a current student. It is important to explore your school or college’s process early and to visit WiSH to ensure that you’re matching to all scholarship opportunities for which you’re eligible, year over year. scholarships.wisc.edu

Through WiSH, you can find information about, apply to, and accept any of the various scholarship opportunities available on campus. WiSH uses your data and answers from the general application to match you to open scholarship opportunities.

For more information about WiSH, frequently asked questions, and the application timelines, please check out our scholarship resource page at financialaid.wisc.edu/types-of-aid/scholarships.


STUDENT EMPLOYMENT


Interested in getting involved, developing skills, and meeting new friends—all while getting paid? Then student jobs may be the perfect opportunity for you.


Here you will find thousands of part-time employment opportunities through both UW departments and with local businesses and organizations that are looking for students just like you. You can also connect with important resources to help you explore your passions and prepare for the job search and interview process. studentjobs.wisc.edu


If federal work-study is a part of your financial aid offer, it’s important to understand what it means: work-study is not a grant or a loan but a need-based, part-time employment program in which the government and the employer contribute toward your pay. Federal work-study must be earned at an eligible student job, including any UW–Madison department, approved community small business, or non-profit organizations within the Madison area. Regardless of whether you are offered federal work-study, you are able to work both for a university department or with a local business. Learn more by visiting studentjobs.wisc.edu/FWS.


UNIVERSITY HOUSING

 go.wisc.edu/housing

 608-262-2522

 info@housing.wisc.edu

 [@HousingUW](https://www.instagram.com/HousingUW)

 [HousingUW](https://www.facebook.com/HousingUW)

 [@HousingUW](https://twitter.com/HousingUW)

#LIVELWITHBUCKY

University Residence Halls at UW–Madison are more than “dorms” or places to sleep. They’re dynamic communities designed for your success.

With over 20 residence halls across campus, it’s the perfect place to get you plugged into campus life and help you grow on your academic and personal journey.

You’ll find your new, on-campus home filled with convenient living amenities, exciting social opportunities, 24/7 staff support, supportive academic resources, exceptional food, and thousands of other Badgers.

While living on campus is not required, over 90% of first-year students choose to live in our halls.

EAT WELL. LIVE WELL.

We offer many dining options to meet your needs. With several venues across campus, we offer dishes made-to-order by our in-house chefs, a variety of grab-and-go products, and grocery/convenience items. Our dining plans allow you to:

- Pick a dining plan level based on your eating habits. Plans are based on a meals-per-week structure.
- Go back for seconds in our markets, which are all-you-care-to-eat or buffet-style.
- Get support navigating a food allergy or dietary accommodation. We have a registered dietitian on staff and allergy-friendly menus.

UNIVERSITY HOUSING CHECKLIST

Due by May 1:

- Sign and complete your contract.
- Submit your advance payment.
- Enter your residence hall and community preferences.
- Select your dining plan option.

Summer:

- Receive your room assignment.
- Contact your roommate(s).

Fall:

- Move into your new home!
- Pay your fall semester student account.

Manage your Housing contract and hall preferences at go.wisc.edu/my-housing.

OUR RESIDENCE HALLS

Our residence halls provide a wide variety of styles and room types across campus.

All locations offer convenient access to helpful resources and spaces for you to hang out with friends and study. Our resident rooms include loftable furniture, a variety of storage spaces, and high-speed wireless internet.

We offer popular classes right inside our residence halls, as well as free on-site advising, tutoring services, and media centers. Plus, our live-in staff provide support and programs to help you succeed inside and outside the classroom.

No matter which building you live in, it’s about what you make of the experience. Explore virtual tours for all of our halls at go.wisc.edu/residence-halls.

COMMUNITIES FOR YOU

Find community by choosing to live in one of our optional Residential Learning Communities or Theme Communities for students of any major.

You’ll foster connections, find special events, and get plugged into campus in these unique programs designed to welcome and support you. Theme Communities bring together students with shared interests, and Learning Communities offer exclusive classes and faculty mentorship. Learn more about specific communities at go.wisc.edu/housing-communities.

Discovering Your Path: Chadbourne (CRC)

Creative Arts: The Studio

Culture & Diversity: Essence, Indigenous, International (ILC), Multicultural (MLC)

Science, Technology, Engineering, and Math: BioHouse, Women in Science and Engineering (WISE)

Sustainability: GreenHouse

Gender & Sexuality: Gender Inclusive, Open House

Business & Entrepreneurship: Business Connect, StartUp



LIVING OFF CAMPUS

OFF-CAMPUS HOUSING SERVICES

go.wisc.edu/off-campus

@ off-campus@housing.wisc.edu

PLACEMENT TESTS

TESTING SERVICES

go.wisc.edu/uw_testing

608-262-5863

@ frontdesk@exams.wisc.edu

EXPLORE OFF-CAMPUS HOUSING OPTIONS

If you choose to live off campus, UW–Madison’s Off-Campus Housing Services can help. go.wisc.edu/off-campus

One of the best ways to search for privately-owned housing options is through the UW-Madison Off-Campus Housing Marketplace. go.wisc.edu/uw_cah



Housing near campus is limited; if you choose to live off campus, we suggest starting the search process as early as possible. Rental properties in the immediate campus area begin filling vacancies at the start of the fall semester for the following August.

Campus and the city of Madison blend seamlessly together and students may also find success searching for housing in commutable Madison communities near campus.

You can also connect directly with knowledgeable staff by emailing any questions you have about living off campus to off-campus@housing.wisc.edu.

Students can expect to receive materials from University Housing and privately-owned housing providers. You can differentiate between materials sent to you by the university and those from private entities by looking for the university’s “W” crest.

Searching for available housing does not require you to create an account and is completely free. The site provides a database of campus-area rental vacancies, roommate openings, and sublets in apartment buildings, houses, cooperatives, and rooming houses. Users may select their criteria to generate a list of available rentals, complete with rental details and contact information.

SCHEDULE AND TAKE YOUR PLACEMENT TESTS

Placement testing is the way advisors learn more about your skills and help correctly advise you about your first-semester courses. You will register for and take your placement tests online. go.wisc.edu/uw_testing

Placement testing must be completed at least two weeks prior to participating in your orientation and course registration program (SOAR).

First-Year Students:

Math: All first-year students, regardless of previous math coursework, are required to take “Math B” as it exists on the Testing Services website. The “Math A” exam option will not meet this requirement and will result in needing to retest. The Math B test is available via two options*:

In person - Students can test for free on the UW–Madison campus on select dates. When available, in-person dates will be listed on the placement testing registration page.

Online - If students cannot take the exam in person, there is an option to pay a \$40 fee to complete an online proctored exam through Live Remote Proctoring.

**Completing all placement tests at least two weeks in advance of your SOAR dates is highly encouraged. However, if that is not possible, the Math B placement exam can also be taken in person, on campus, on the first day of first-year SOAR sessions free of charge.*

English: First-year students are required to take an English placement test, regardless of previous coursework or test credit (e.g. AP, IB, CLEP, A-Levels).

World Languages: Students who have previous experience in Spanish, French, or German and who plan to take coursework in that language at UW–Madison must take the placement test in that language to qualify and enroll in classes beyond the introductory language course. Students interested in taking a course in another world language should review the UW–Madison Languages website for more information. languages.wisc.edu

Transfer Students:

In addition to an email from the Office of the Registrar, transfer students can find information about which test(s) they need to take at the bottom of their Transfer Credit Evaluation, located in the Academic Records tile of their Student Center.

International Students:

Students who were required to submit a TOEFL, IELTS, or Duolingo English Test (DET) will take the English as a Second Language Assessment Test (ESLAT) instead of the UW System English placement test. If you are required to take the ESLAT, you will complete the test online in Canvas, the university’s learning portal. Registration is not needed.

You will receive additional information from the Office of Admissions and Recruitment or the Office of the Registrar about your placement testing requirements. If you have questions please connect with the appropriate office below:

First-Year Students:

onwisconsin@admissions.wisc.edu

Transfer Students:


crediteval@registrar.wisc.edu



ORIENTATION & ADVISING

OFFICE OF STUDENT TRANSITION & FAMILY ENGAGEMENT

 go.wisc.edu/uw_soar

 608-262-4707

 soar@studentaffairs.wisc.edu

 [@UWNewStudent](https://www.instagram.com/UWNewStudent)

 [@transferuwmadison](https://www.facebook.com/transferuwmadison)

 [UWMadisonParentandFamilyProgram](https://www.facebook.com/UWMadisonParentandFamilyProgram)

SOAR STUDENT PROGRAM

SOAR stands for Student Orientation, Advising, and Registration. During SOAR, you will begin your transition to UW–Madison by learning about academic advising, degree requirements, and campus resources. You will also enroll in your courses.

SOAR offers you the opportunity to:

- Gain exposure to the array of academic and social opportunities at UW–Madison.
- Learn about university life and UW–Madison culture.
- Interact with peers, including both incoming and current students.
- Gain an understanding of UW–Madison policies, procedures, and processes.
- Meet with an academic advisor.
- Select and enroll in your first semester classes.
- Begin to explore and understand the Wisconsin Experience.

SOAR PARENT & GUEST PROGRAM

We strongly encourage up to two parents or adult guests per student to attend the concurrent SOAR Parent & Guest Program. There, attendees will be introduced to UW–Madison’s Parent and Family Program, which keeps families connected to the university all year long.

Benefits of participating in the SOAR Parent & Guest Program include:

- Learning about the campus resources available to support your student.
- Attending information sessions on topics such as advising, housing, financial aid, campus safety, health and wellbeing, and more!
- Asking questions of UW–Madison professional staff and current students.
- Gaining advice on supporting your student during their time here.

SOAR SIGN UP CHECKLIST

Complete these tasks ahead of your SOAR session:

- Accept your offer of admission and submit your deposit to be able to register for SOAR.
- Complete all placement tests to inform your course selection and advising.
- Start your SOAR reservation at go.wisc.edu/uw_soar.
- Check your email to finalize your reservation.
- See your confirmation email for more information about your SOAR program.



SOAR REGISTRATION
OPENS ON

APR. 21
@ 5:00 p.m.






FINALIZE YOUR ADMISSION

OFFICE OF ADMISSIONS & RECRUITMENT

 admissions.wisc.edu

 608-262-3961

 onwisconsin@admissions.wisc.edu

 [@UWMadisonAdmissions](https://www.instagram.com/UWMadisonAdmissions)

 [UWMadisonAdmissions](https://www.facebook.com/UWMadisonAdmissions)

SUBMIT YOUR FINAL TRANSCRIPT(S)

Make sure to request an official transcript be sent to our office after your final grades are posted.

First-year students must provide a final high school transcript with a graduation date and any transcripts for college-level work, such as dual enrollment, by July 10.

Transfer students attending colleges on the semester schedule must provide official final transcripts by June 14, and students attending colleges on quarter schedules by must provide them by July 10.

Review go.wisc.edu/final_transcripts for instructions. It is very important that you successfully complete the coursework entered on your application. A curriculum change could affect your admission status, and declining grades may be cause for revoking admission.

SEND YOUR AP, CLEP, OR IB SCORES

Receive credit for your exams.

If you have scores from the AP, CLEP, or IB exams, you might be eligible to receive course credit for your scores. Request that the College Board or International Baccalaureate program electronically send your official scores to our office.

Your credit will then be evaluated and added to your student record, which your advisor will use in helping select the right classes for you.



SELF-REPORT YOUR FINAL GRADES (TRANSFER)

You must self-report your final grades in order to have your hold removed/moved in time for registration at SOAR.

It is imperative that you report your grades exactly as they appear on your transcript or grade report.

To report your final grades:

- Access your Student Center.
- In the Student Center, select the Applicant Homepage from the dropdown menu.
- Then select the Admissions tile to access the Report Grades link.

SEND YOUR COLLEGE TRANSCRIPTS FOR COURSE CREDIT (FIRST-YEAR)

Receive credit for your previous college coursework.

We recommend sending your official college transcripts that you have not yet submitted to our office to be evaluated for course credit at this time.

Your official transcript(s) should be requested from the college or institution through which your credit was awarded.

We encourage you to send your official college transcripts as soon as possible to ensure your transfer credit is posted to your UW-Madison student record in time for class registration and advising.

HEALTH SERVICES & EDUCATION

UNIVERSITY HEALTH SERVICES

- uhs.wisc.edu
- uhs@uhs.wisc.edu
- [@uhsamadison](https://www.instagram.com/uhsamadison)
- [UHSMadison](https://www.facebook.com/UHSMadison)
- [@UHSMadison](https://twitter.com/UHSMadison)

WELCOME TO CAMPUS

IMMUNIZATIONS & INSURANCE

University Health Services (UHS) provides an array of health and wellness offerings to our students, most at no additional cost. go.wisc.edu/uw_uhs

It is recommended that all incoming students be up-to-date on the following vaccinations: COVID-19, Hepatitis B, Human Papilloma Virus, Meningococcal, Measles-Mumps-Rubella, Tetanus-Diphtheria-Pertussis, and Varicella. International students must also provide TB screening results. Immunization records should be uploaded to your MyUHS account before you come to campus. You'll receive additional information via your wisc.edu email. uhs.wisc.edu/immunization

If you don't have insurance or aren't adequately covered, you can enroll in the UW-Madison Student Health Insurance Plan (SHIP). In addition to the medical and mental health services provided by UHS, SHIP members are protected by a nationwide network of hospitals, clinics, and specialized medical services. uhs.wisc.edu/ship

EDUCATION MODULES

Our education modules are required of all UW-Madison students. You'll receive more information about how to complete these programs before the semester begins.

AlcoholEdu

Alcohol Abuse Prevention

Part 1: Due August 28, Part 2: Due October 15

Free Expression at UW-Madison

First Amendment Rights Education

Due August 28

get wise

Sexual and Dating Violence Prevention

Due October 18

OUR WISCONSIN

Inclusion and Diversity Education

U Got This!

Sexual and Dating Violence Prevention

WISCONSIN WELCOME

Wisconsin Welcome is a multi-week, new-student celebration of your arrival on campus. Discover Madison, meet fellow Badgers, and find your campus community.

go.wisc.edu/welcome

- Learn about hundreds of clubs and organizations at the Student Org Fair.
- Participate in the New Student Convocation—UW-Madison's formal welcome for all incoming students.
- Attend your first class as a UW-Madison Badger.
- If you are a transfer student, connect with the Transfer Transition Program. transfer.wisc.edu



CONNECT WITH FUTURE BADGERS

Celebrate your admission and connect with other students about to start their journey at UW-Madison by posting with and exploring #FutureBadger.

Follow the Office of Admissions & Recruitment's social channels to meet other students starting this fall and get helpful information and tips for your transition to UW-Madison.

The Office of Admissions & Recruitment does not have official class pages, groups, or accounts; however, there are other pages that may claim to be "official" that are not monitored or affiliated with UW-Madison. While many students utilize these to find fellow new students, we strongly encourage you to continue to follow official channels for important next steps information and to get your questions answered.

[@UWMadisonAdmissions](https://www.instagram.com/UWMadisonAdmissions)

[UWMadisonAdmissions](https://www.facebook.com/UWMadisonAdmissions)

YOU BELONG AT UW-MADISON

go.wisc.edu/belong
#BadgersBelong



WISCONSIN
UNIVERSITY OF WISCONSIN-MADISON